

# Home Learning Student Sign In Codes

## Kura Teina

Each student has a unique Home Learning Code to access Seesaw. When signing in with their Home Learning Code, students can post to their journal, respond to activities, and view class announcements. Students do not see the work of any other student in the class.

The codes expire after 90 days on **June 22, 2020**. You can generate new codes at any time.

### Teacher Instructions

1. Print or download the Home Learning Codes.
2. Give each student their code. There is one code for each student in your class.
3. **Never share codes on social media or another public forum. Instruct students to keep their code safe like they keep their passwords safe.**

### Need Home Learning Tips?

Go to <https://web.seesaw.me/home-learning> for step-by-step instructions and lesson ideas.

### How Do Students Use Their Home Learning Code?

1. Students go to <https://app.seesaw.me> on a computer. Or install the Seesaw Class App on an iOS or Android device.
2. Students tap "I'm a Student".
3. Students scan their code using Seesaw's built-in QR code reader or type in their text code to access their Seesaw account.

### Sample Email Instructions for Students or Families

Students and families, we will be using Seesaw for home learning. Please sign in with your Home Learning code following the steps below:

1. Go to <https://web.seesaw.me> on a computer. Or install the Seesaw **Class** iOS or Android app.
2. Tap "I'm a Student".
3. Scan or type in your Home Learning code.
4. Post to your journal, respond to activities, and view class announcements.
5. Remember, this code is like a password. Keep it safe!

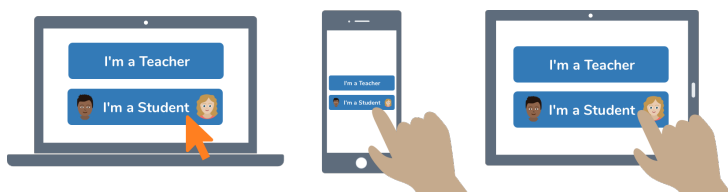


## Alexus Turner-Tumai's Home Learning Code


1. Go to <https://app.seesaw.me> on a computer. Or install the Seesaw Class App on an iOS or Android device.



2. Choose "I'm a Student".



3. Scan this code using Seesaw's built-in QR code scanner. Or type in these letters to access your Seesaw account: **SKOM KTSF HFIA**



Ask your teacher for a new code after June 22, 2020.

**And remember, this code is like a password. Keep it safe!**

Ver las instrucciones en español en: <https://web.seesaw.me/espanol>

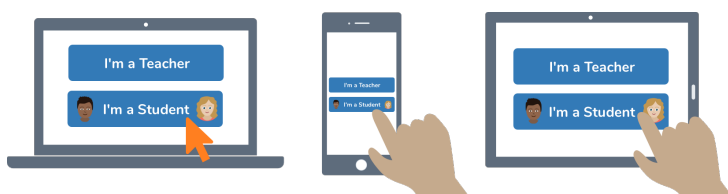


## Amika Taylor-Tahuri's Home Learning Code

1. Go to <https://app.seesaw.me> on a computer. Or install the Seesaw **Class App** on an iOS or Android device.



2. Choose "I'm a Student".



3. Scan this code using Seesaw's built-in QR code scanner. Or type in these letters to access your Seesaw account: **EZTS CXWZ FDLK**



Ask your teacher for a new code after June 22, 2020.

**And remember, this code is like a password. Keep it safe!**

Ver las instrucciones en español en: <https://web.seesaw.me/espanol>

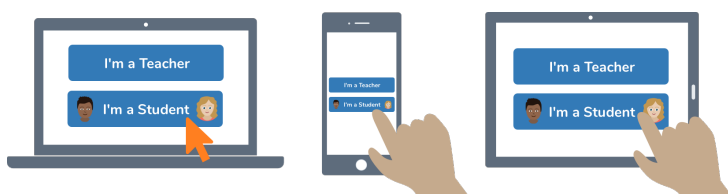


## Ana Tuuta's Home Learning Code

1. Go to <https://app.seesaw.me> on a computer. Or install the Seesaw **Class App** on an iOS or Android device.



2. Choose "I'm a Student".



3. Scan this code using Seesaw's built-in QR code scanner. Or type in these letters to access your Seesaw account: **VQIZ QKOF XVYY**



Ask your teacher for a new code after June 22, 2020.

**And remember, this code is like a password. Keep it safe!**

Ver las instrucciones en español en: <https://web.seesaw.me/espanol>

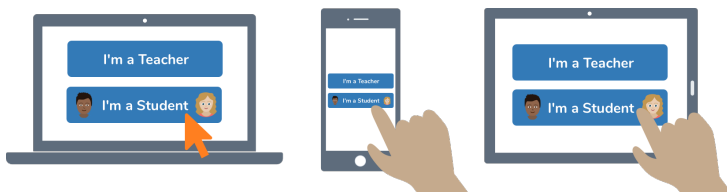


## Anahera Neal's Home Learning Code

1. Go to <https://app.seesaw.me> on a computer. Or install the Seesaw Class App on an iOS or Android device.



2. Choose "I'm a Student".



3. Scan this code using Seesaw's built-in QR code scanner. Or type in these letters to access your Seesaw account: **KGGH NVON AJVY**



Ask your teacher for a new code after June 22, 2020.

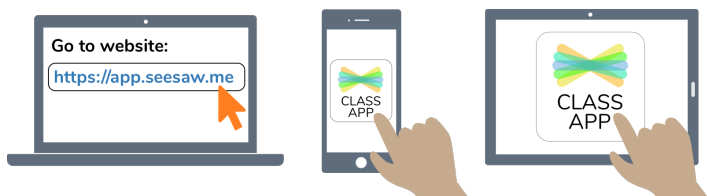
**And remember, this code is like a password. Keep it safe!**

Ver las instrucciones en español en: <https://web.seesaw.me/espanol>

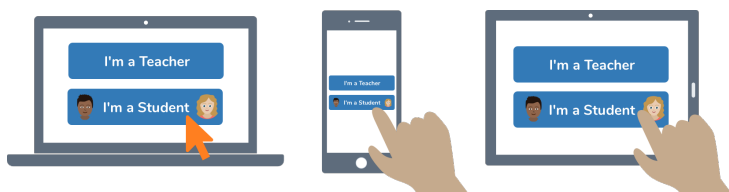


## Anaru Taiapa's Home Learning Code

1. Go to <https://app.seesaw.me> on a computer. Or install the Seesaw Class App on an iOS or Android device.



2. Choose "I'm a Student".



3. Scan this code using Seesaw's built-in QR code scanner. Or type in these letters to access your Seesaw account: **RVUY HVHL UENZ**



Ask your teacher for a new code after June 22, 2020.

**And remember, this code is like a password. Keep it safe!**

Ver las instrucciones en español en: <https://web.seesaw.me/espanol>

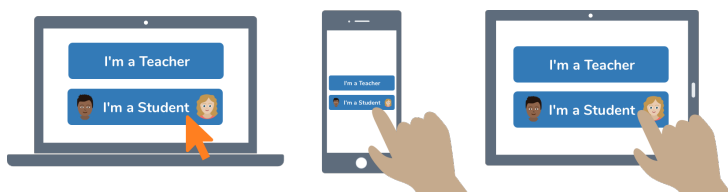


## Billie Leigh's Home Learning Code

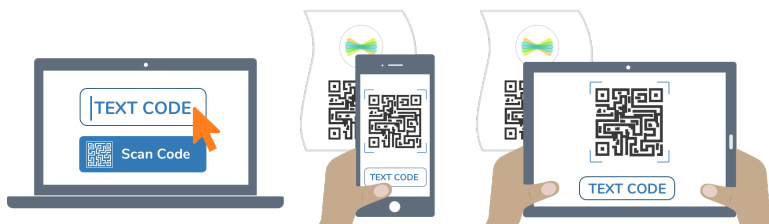
1. Go to <https://app.seesaw.me> on a computer. Or install the Seesaw **Class App** on an iOS or Android device.



2. Choose "I'm a Student".



3. Scan this code using Seesaw's built-in QR code scanner. Or type in these letters to access your Seesaw account: **IHIL GYBF NXLV**



Ask your teacher for a new code after June 22, 2020.

**And remember, this code is like a password. Keep it safe!**

Ver las instrucciones en español en: <https://web.seesaw.me/espanol>

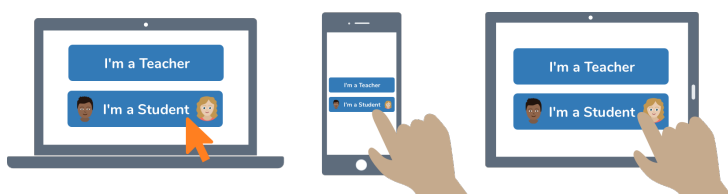


## Carter McFarlane's Home Learning Code

1. Go to <https://app.seesaw.me> on a computer. Or install the Seesaw Class App on an iOS or Android device.



2. Choose "I'm a Student".



3. Scan this code using Seesaw's built-in QR code scanner. Or type in these letters to access your Seesaw account: **WACL GOSH UNYM**



Ask your teacher for a new code after June 22, 2020.

**And remember, this code is like a password. Keep it safe!**

Ver las instrucciones en español en: <https://web.seesaw.me/espanol>



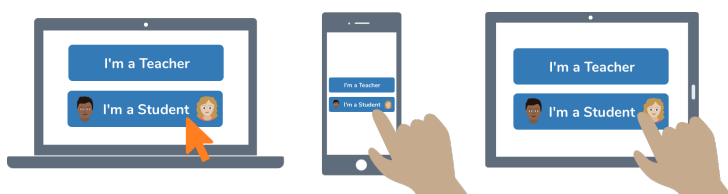


## Chance Minhinnick's Home Learning Code

1. Go to <https://app.seesaw.me> on a computer. Or install the Seesaw Class App on an iOS or Android device.



2. Choose "I'm a Student".



3. Scan this code using Seesaw's built-in QR code scanner. Or type in these letters to access your Seesaw account: **DNHA JPRS CFMW**



Ask your teacher for a new code after June 22, 2020.

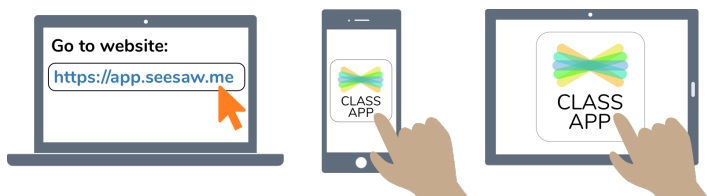
**And remember, this code is like a password. Keep it safe!**

Ver las instrucciones en español en: <https://web.seesaw.me/espanol>

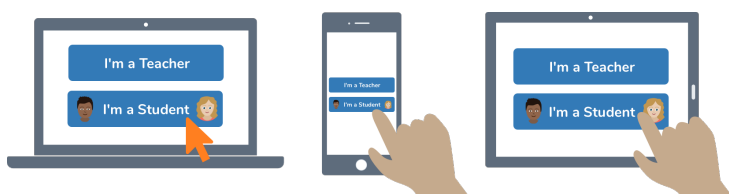


## Dolcee Tawha-Tukiwaho's Home Learning Code

1. Go to <https://app.seesaw.me> on a computer. Or install the Seesaw **Class App** on an iOS or Android device.



2. Choose "I'm a Student".



3. Scan this code using Seesaw's built-in QR code scanner. Or type in these letters to access your Seesaw account: **FXFZ NZZV FCSR**



Ask your teacher for a new code after June 22, 2020.

**And remember, this code is like a password. Keep it safe!**

Ver las instrucciones en español en: <https://web.seesaw.me/espanol>

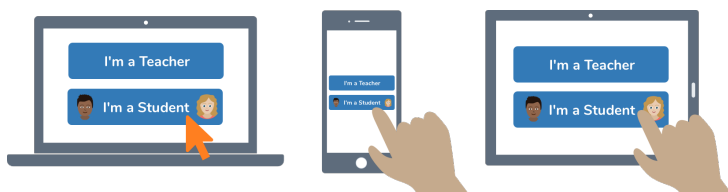


## Edson Da Silva's Home Learning Code

1. Go to <https://app.seesaw.me> on a computer. Or install the Seesaw Class App on an iOS or Android device.



2. Choose "I'm a Student".



3. Scan this code using Seesaw's built-in QR code scanner. Or type in these letters to access your Seesaw account: **EILV AVDP ORZP**



Ask your teacher for a new code after June 22, 2020.

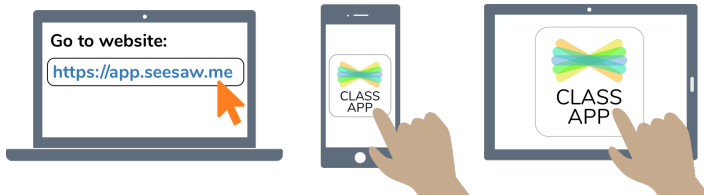
**And remember, this code is like a password. Keep it safe!**

Ver las instrucciones en español en: <https://web.seesaw.me/espanol>




## Hawaiki Morgan's Home Learning Code

1. Go to <https://app.seesaw.me> on a computer. Or install the Seesaw Class App on an iOS or Android device.



2. Choose "I'm a Student".



3. Scan this code using Seesaw's built-in QR code scanner. Or type in these letters to access your Seesaw account: **XFWT XHTK CNWA**



Ask your teacher for a new code after June 22, 2020.

**And remember, this code is like a password. Keep it safe!**

Ver las instrucciones en español en: <https://web.seesaw.me/espanol>

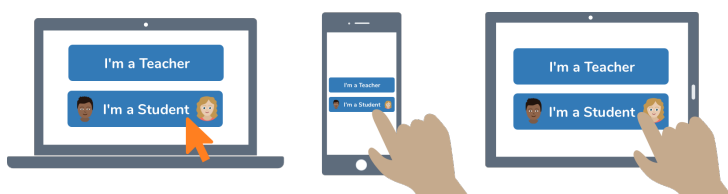


## Hine-Teata Wilson's Home Learning Code

1. Go to <https://app.seesaw.me> on a computer. Or install the Seesaw Class App on an iOS or Android device.



2. Choose "I'm a Student".



3. Scan this code using Seesaw's built-in QR code scanner. Or type in these letters to access your Seesaw account: **HYVR PELZ PDOV**



Ask your teacher for a new code after June 22, 2020.

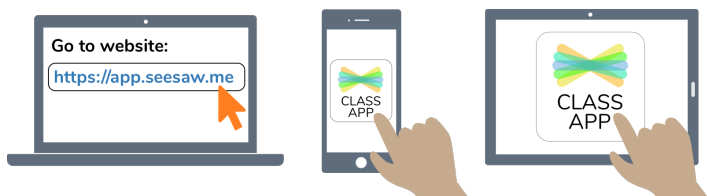
**And remember, this code is like a password. Keep it safe!**

Ver las instrucciones en español en: <https://web.seesaw.me/espanol>

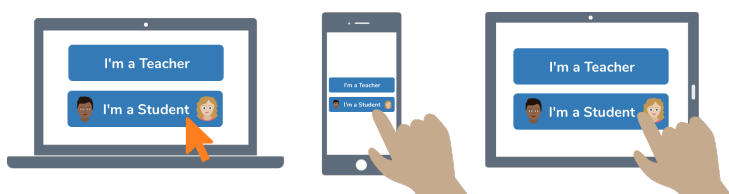


## Hinematiaro Hei's Home Learning Code

1. Go to <https://app.seesaw.me> on a computer. Or install the Seesaw **Class App** on an iOS or Android device.



2. Choose "I'm a Student".



3. Scan this code using Seesaw's built-in QR code scanner. Or type in these letters to access your Seesaw account: **UOKM QADF PQOL**



Ask your teacher for a new code after June 22, 2020.

**And remember, this code is like a password. Keep it safe!**

Ver las instrucciones en español en: <https://web.seesaw.me/espanol>

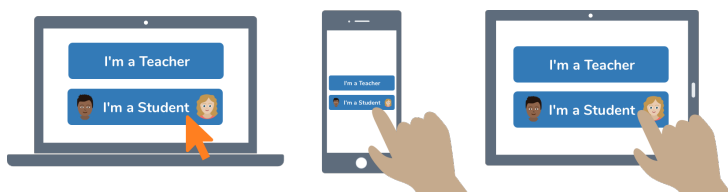


## Irie Tawha's Home Learning Code


1. Go to <https://app.seesaw.me> on a computer. Or install the Seesaw Class App on an iOS or Android device.



2. Choose "I'm a Student".



3. Scan this code using Seesaw's built-in QR code scanner. Or type in these letters to access your Seesaw account: **VFJY ZJLV WAOU**



Ask your teacher for a new code after June 22, 2020.

**And remember, this code is like a password. Keep it safe!**

Ver las instrucciones en español en: <https://web.seesaw.me/espanol>

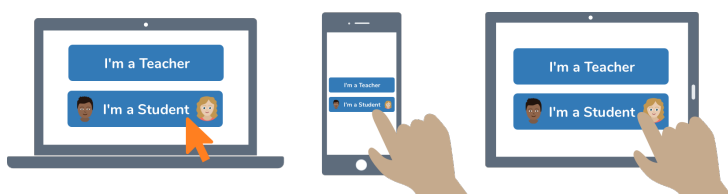


## Ivy Tupaiki's Home Learning Code


1. Go to <https://app.seesaw.me> on a computer. Or install the Seesaw Class App on an iOS or Android device.



2. Choose "I'm a Student".



3. Scan this code using Seesaw's built-in QR code scanner. Or type in these letters to access your Seesaw account: **HHTS IQXL TRPK**



Ask your teacher for a new code after June 22, 2020.

**And remember, this code is like a password. Keep it safe!**

Ver las instrucciones en español en: <https://web.seesaw.me/espanol>



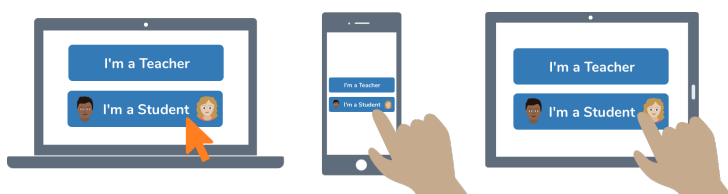


## Journey O'Carroll-Bennett's Home Learning Code

1. Go to <https://app.seesaw.me> on a computer. Or install the Seesaw Class App on an iOS or Android device.



2. Choose "I'm a Student".



3. Scan this code using Seesaw's built-in QR code scanner. Or type in these letters to access your Seesaw account: **VWLN BEDH OGCS**



Ask your teacher for a new code after June 22, 2020.

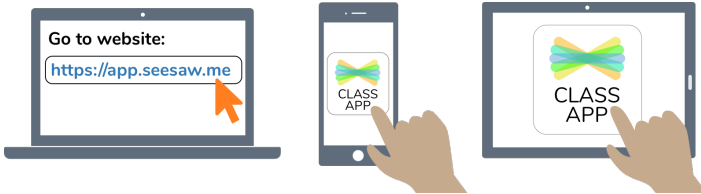
**And remember, this code is like a password. Keep it safe!**

Ver las instrucciones en español en: <https://web.seesaw.me/espanol>

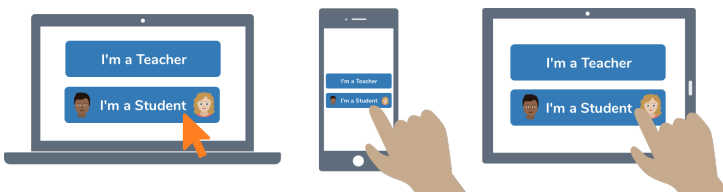


## Maia-Jay Maikuku-Hepi's Home Learning Code

1. Go to <https://app.seesaw.me> on a computer. Or install the Seesaw **Class App** on an iOS or Android device.



2. Choose "I'm a Student".



3. Scan this code using Seesaw's built-in QR code scanner. Or type in these letters to access your Seesaw account: **GSBX ILGQ WGPR**



Ask your teacher for a new code after June 22, 2020.

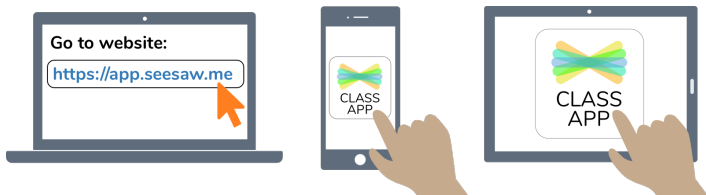
**And remember, this code is like a password. Keep it safe!**

Ver las instrucciones en español en: <https://web.seesaw.me/espanol>

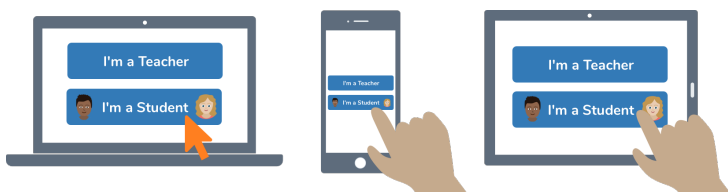


## Mailelani Tuisaula-Waetford's Home Learning Code


1. Go to <https://app.seesaw.me> on a computer. Or install the Seesaw Class App on an iOS or Android device.



2. Choose "I'm a Student".



3. Scan this code using Seesaw's built-in QR code scanner. Or type in these letters to access your Seesaw account: **CRVJ PPGE SAWU**



Ask your teacher for a new code after June 22, 2020.

**And remember, this code is like a password. Keep it safe!**

Ver las instrucciones en español en: <https://web.seesaw.me/espanol>

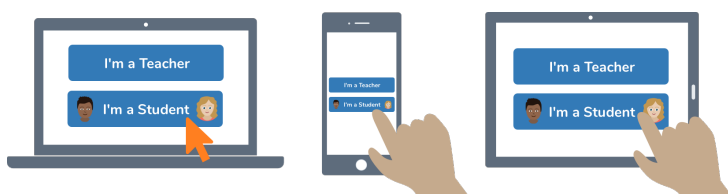


## Meihana Ormsby-Koha's Home Learning Code

1. Go to <https://app.seesaw.me> on a computer. Or install the Seesaw **Class App** on an iOS or Android device.



2. Choose "I'm a Student".



3. Scan this code using Seesaw's built-in QR code scanner. Or type in these letters to access your Seesaw account: **SNKA QGOR SYIG**



Ask your teacher for a new code after June 22, 2020.

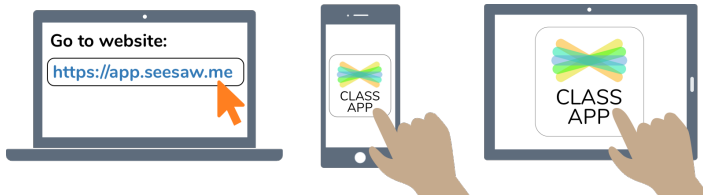
**And remember, this code is like a password. Keep it safe!**

Ver las instrucciones en español en: <https://web.seesaw.me/espanol>




## Mikaia Collier's Home Learning Code

1. Go to <https://app.seesaw.me> on a computer. Or install the Seesaw **Class App** on an iOS or Android device.



2. Choose "I'm a Student".



3. Scan this code using Seesaw's built-in QR code scanner. Or type in these letters to access your Seesaw account: **OEJO ZKZP IWRM**



Ask your teacher for a new code after June 22, 2020.

**And remember, this code is like a password. Keep it safe!**

Ver las instrucciones en español en: <https://web.seesaw.me/espanol>

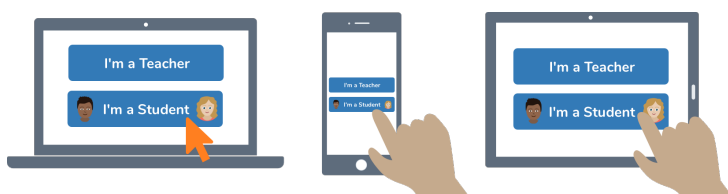


## Mystique O'Carroll-Bennett's Home Learning Code

1. Go to <https://app.seesaw.me> on a computer. Or install the Seesaw Class App on an iOS or Android device.



2. Choose "I'm a Student".



3. Scan this code using Seesaw's built-in QR code scanner. Or type in these letters to access your Seesaw account: **JFFU WNGD MYTM**



Ask your teacher for a new code after June 22, 2020.

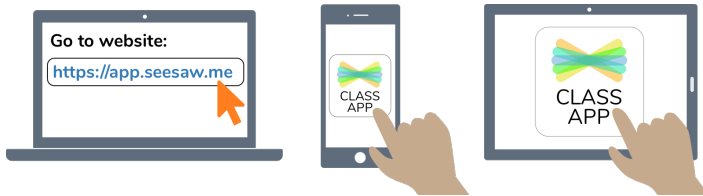
**And remember, this code is like a password. Keep it safe!**

Ver las instrucciones en español en: <https://web.seesaw.me/espanol>




## Narcisse Tawhaa-Tukiwaho's Home Learning Code

1. Go to <https://app.seesaw.me> on a computer. Or install the Seesaw **Class App** on an iOS or Android device.



2. Choose "I'm a Student".



3. Scan this code using Seesaw's built-in QR code scanner. Or type in these letters to access your Seesaw account: **VWGW BTOH UOWX**



Ask your teacher for a new code after June 22, 2020.

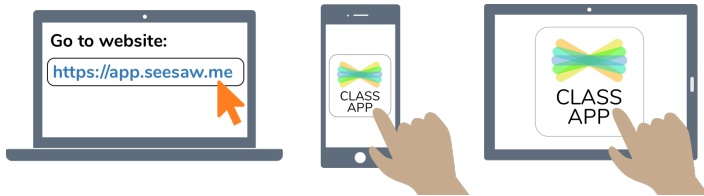
**And remember, this code is like a password. Keep it safe!**

Ver las instrucciones en español en: <https://web.seesaw.me/espanol>

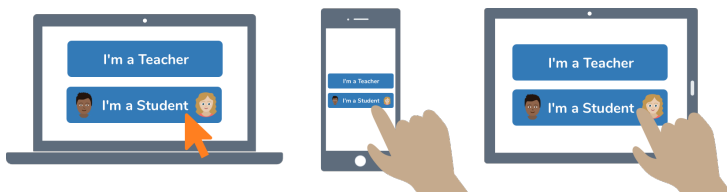


## NormaRose Verry's Home Learning Code

1. Go to <https://app.seesaw.me> on a computer. Or install the Seesaw Class App on an iOS or Android device.



2. Choose "I'm a Student".



3. Scan this code using Seesaw's built-in QR code scanner. Or type in these letters to access your Seesaw account: **EKUE PVHZ OALK**



Ask your teacher for a new code after June 22, 2020.

**And remember, this code is like a password. Keep it safe!**

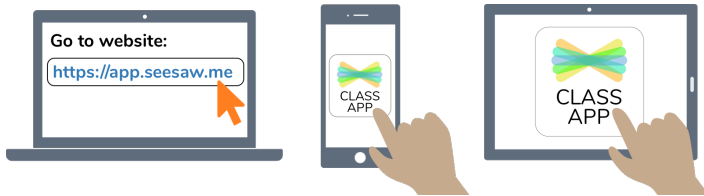
Ver las instrucciones en español en: <https://web.seesaw.me/espanol>



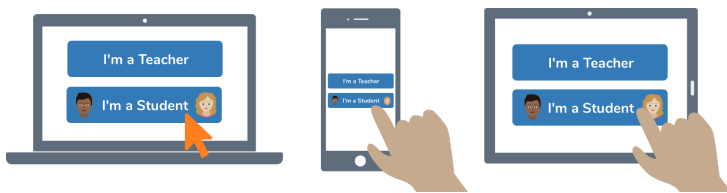


## Oriwia Awa's Home Learning Code

1. Go to <https://app.seesaw.me> on a computer. Or install the Seesaw **Class App** on an iOS or Android device.



2. Choose "I'm a Student".



3. Scan this code using Seesaw's built-in QR code scanner. Or type in these letters to access your Seesaw account: **UCLK KBGY VTZK**



Ask your teacher for a new code after June 22, 2020.

**And remember, this code is like a password. Keep it safe!**

Ver las instrucciones en español en: <https://web.seesaw.me/espanol>

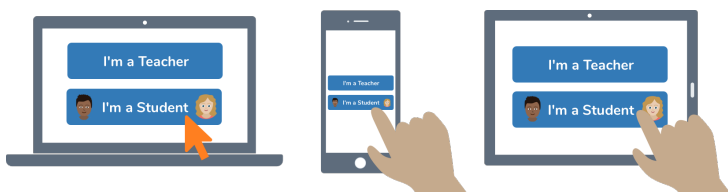


## Phoenix-John Te Whetu's Home Learning Code


1. Go to <https://app.seesaw.me> on a computer. Or install the Seesaw **Class App** on an iOS or Android device.



2. Choose "I'm a Student".



3. Scan this code using Seesaw's built-in QR code scanner. Or type in these letters to access your Seesaw account: **UHSI OHAC KQIB**



Ask your teacher for a new code after June 22, 2020.

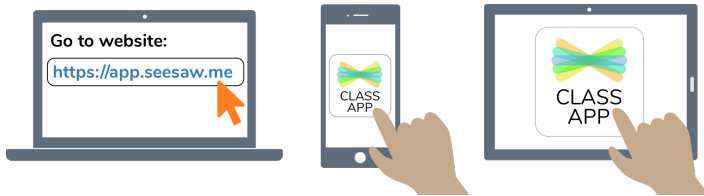
**And remember, this code is like a password. Keep it safe!**

Ver las instrucciones en español en: <https://web.seesaw.me/espanol>

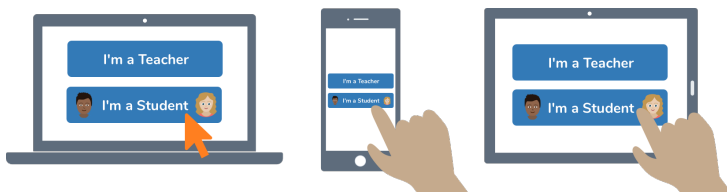


## Pikinui Duzevich's Home Learning Code


1. Go to <https://app.seesaw.me> on a computer. Or install the Seesaw **Class App** on an iOS or Android device.



2. Choose "I'm a Student".



3. Scan this code using Seesaw's built-in QR code scanner. Or type in these letters to access your Seesaw account: **QUQE VDAY EIFB**



Ask your teacher for a new code after June 22, 2020.

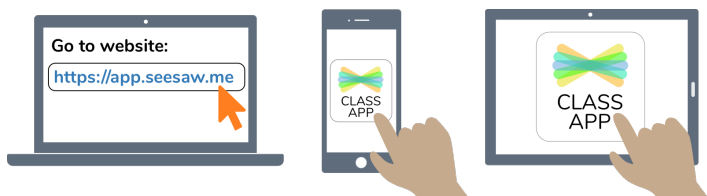
**And remember, this code is like a password. Keep it safe!**

Ver las instrucciones en español en: <https://web.seesaw.me/espanol>

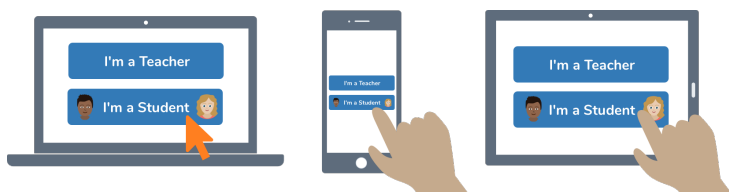


## Quest Whare's Home Learning Code


1. Go to <https://app.seesaw.me> on a computer. Or install the Seesaw **Class App** on an iOS or Android device.



2. Choose "I'm a Student".



3. Scan this code using Seesaw's built-in QR code scanner. Or type in these letters to access your Seesaw account: **KGFT CWBD YAYW**



Ask your teacher for a new code after June 22, 2020.

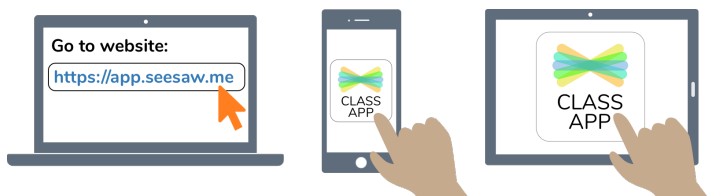
**And remember, this code is like a password. Keep it safe!**

Ver las instrucciones en español en: <https://web.seesaw.me/espanol>

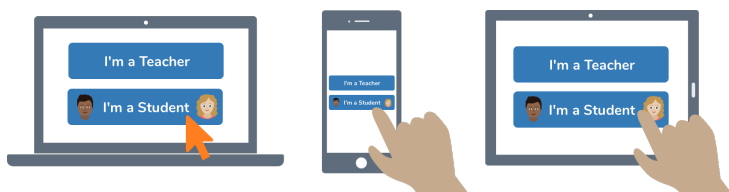


## Rena Manawaiti-Ryder's Home Learning Code

1. Go to <https://app.seesaw.me> on a computer. Or install the Seesaw **Class App** on an iOS or Android device.



2. Choose "I'm a Student".



3. Scan this code using Seesaw's built-in QR code scanner. Or type in these letters to access your Seesaw account: **MKKU AMOP QSOO**



Ask your teacher for a new code after June 22, 2020.

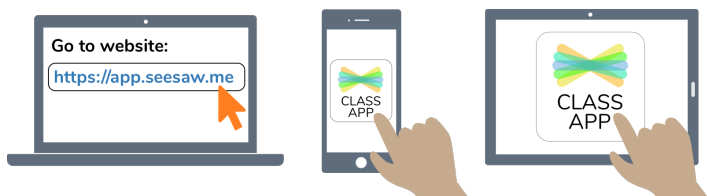
**And remember, this code is like a password. Keep it safe!**

Ver las instrucciones en español en: <https://web.seesaw.me/espanol>

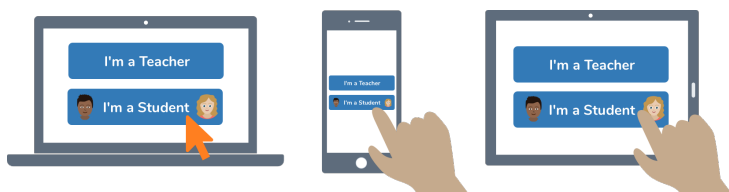


## Savannah Robb's Home Learning Code

1. Go to <https://app.seesaw.me> on a computer. Or install the Seesaw **Class App** on an iOS or Android device.



2. Choose "I'm a Student".



3. Scan this code using Seesaw's built-in QR code scanner. Or type in these letters to access your Seesaw account: **PDMN UWHF MWYA**



Ask your teacher for a new code after June 22, 2020.

**And remember, this code is like a password. Keep it safe!**

Ver las instrucciones en español en: <https://web.seesaw.me/espanol>

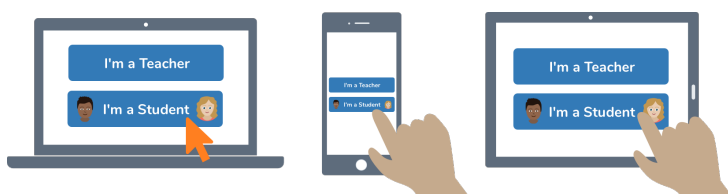


## Shayd Whare's Home Learning Code

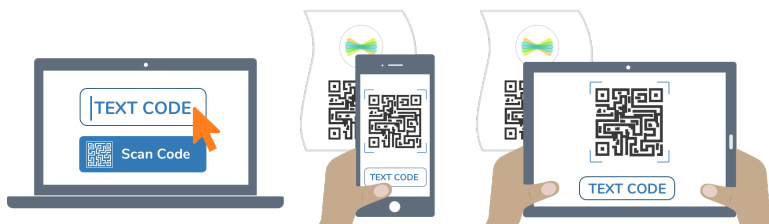
1. Go to <https://app.seesaw.me> on a computer. Or install the Seesaw **Class App** on an iOS or Android device.



2. Choose "I'm a Student".



3. Scan this code using Seesaw's built-in QR code scanner. Or type in these letters to access your Seesaw account: **NCNP MWJU UVZK**



Ask your teacher for a new code after June 22, 2020.

**And remember, this code is like a password. Keep it safe!**

Ver las instrucciones en español en: <https://web.seesaw.me/espanol>

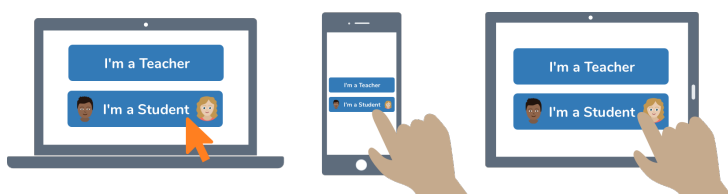


## Silas King's Home Learning Code

1. Go to <https://app.seesaw.me> on a computer. Or install the Seesaw Class App on an iOS or Android device.



2. Choose "I'm a Student".



3. Scan this code using Seesaw's built-in QR code scanner. Or type in these letters to access your Seesaw account: **PWWA JPIQ BSOQ**



Ask your teacher for a new code after June 22, 2020.

**And remember, this code is like a password. Keep it safe!**

Ver las instrucciones en español en: <https://web.seesaw.me/espanol>



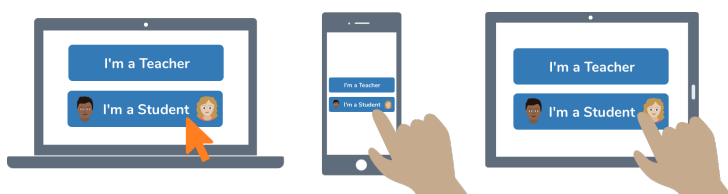


## Starlyte Herbert's Home Learning Code


1. Go to <https://app.seesaw.me> on a computer. Or install the Seesaw **Class App** on an iOS or Android device.



2. Choose "I'm a Student".



3. Scan this code using Seesaw's built-in QR code scanner. Or type in these letters to access your Seesaw account: **KMLH JHTH PHOW**



Ask your teacher for a new code after June 22, 2020.

**And remember, this code is like a password. Keep it safe!**

Ver las instrucciones en español en: <https://web.seesaw.me/espanol>

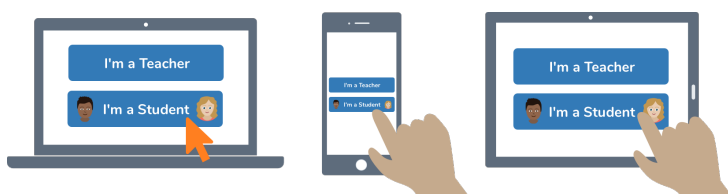


## Takurua Waitere's Home Learning Code

1. Go to <https://app.seesaw.me> on a computer. Or install the Seesaw Class App on an iOS or Android device.



2. Choose "I'm a Student".



3. Scan this code using Seesaw's built-in QR code scanner. Or type in these letters to access your Seesaw account: **SIVT ZLTM TRZZ**



Ask your teacher for a new code after June 22, 2020.

**And remember, this code is like a password. Keep it safe!**

Ver las instrucciones en español en: <https://web.seesaw.me/espanol>

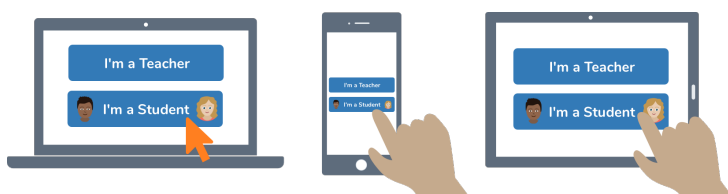


## Tanekaha Briggs's Home Learning Code

1. Go to <https://app.seesaw.me> on a computer. Or install the Seesaw **Class App** on an iOS or Android device.



2. Choose "I'm a Student".



3. Scan this code using Seesaw's built-in QR code scanner. Or type in these letters to access your Seesaw account: **DAKB ZPFS SJWK**



Ask your teacher for a new code after June 22, 2020.

**And remember, this code is like a password. Keep it safe!**

Ver las instrucciones en español en: <https://web.seesaw.me/espanol>

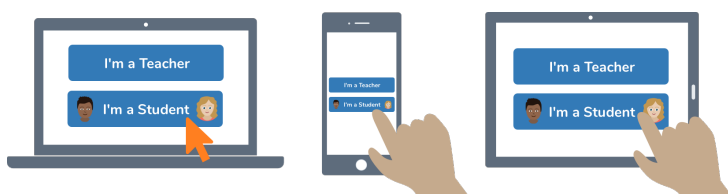


## Te Paki O Matariki Da Silva's Home Learning Code

1. Go to <https://app.seesaw.me> on a computer. Or install the Seesaw Class App on an iOS or Android device.



2. Choose "I'm a Student".



3. Scan this code using Seesaw's built-in QR code scanner. Or type in these letters to access your Seesaw account: **EVTS RIFS ZGKZ**



Ask your teacher for a new code after June 22, 2020.

**And remember, this code is like a password. Keep it safe!**

Ver las instrucciones en español en: <https://web.seesaw.me/espanol>

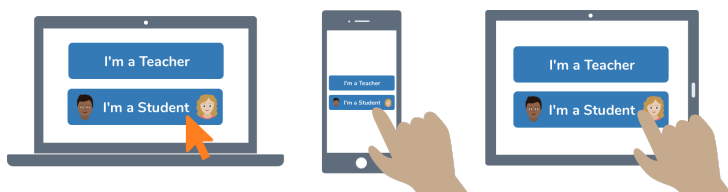


## Teave Henry's Home Learning Code

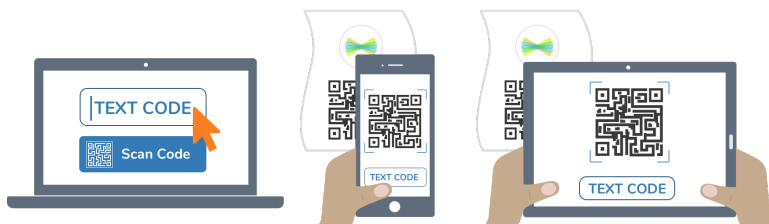
1. Go to <https://app.seesaw.me> on a computer. Or install the Seesaw **Class App** on an iOS or Android device.



2. Choose "I'm a Student".



3. Scan this code using Seesaw's built-in QR code scanner. Or type in these letters to access your Seesaw account: **UHAF AIER BGNU**



Ask your teacher for a new code after June 22, 2020.

**And remember, this code is like a password. Keep it safe!**

Ver las instrucciones en español en: <https://web.seesaw.me/espanol>

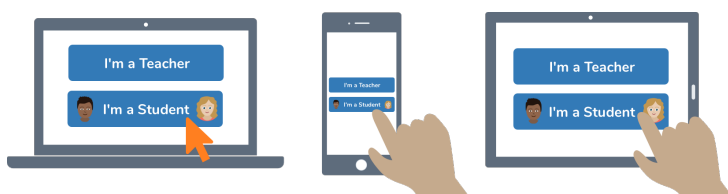


## Tipene Watene's Home Learning Code

1. Go to <https://app.seesaw.me> on a computer. Or install the Seesaw Class App on an iOS or Android device.



2. Choose "I'm a Student".



3. Scan this code using Seesaw's built-in QR code scanner. Or type in these letters to access your Seesaw account: **GFKV HSYB CUPX**



Ask your teacher for a new code after June 22, 2020.

**And remember, this code is like a password. Keep it safe!**

Ver las instrucciones en español en: <https://web.seesaw.me/espanol>

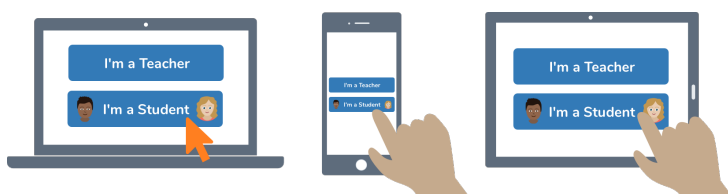


## Waereti-Rose Watene's Home Learning Code

1. Go to <https://app.seesaw.me> on a computer. Or install the Seesaw Class App on an iOS or Android device.



2. Choose "I'm a Student".



3. Scan this code using Seesaw's built-in QR code scanner. Or type in these letters to access your Seesaw account: **KWDE QRDB OQET**



Ask your teacher for a new code after June 22, 2020.

**And remember, this code is like a password. Keep it safe!**

Ver las instrucciones en español en: <https://web.seesaw.me/espanol>