

Home Learning Student Sign In Codes

Kauri 4 Tuakana

Each student has a unique Home Learning Code to access Seesaw. When signing in with their Home Learning Code, students can post to their journal, respond to activities, and view class announcements. Students do not see the work of any other student in the class.

The codes expire after 90 days on **June 22, 2020**. You can generate new codes at any time.

Teacher Instructions

1. Print or download the Home Learning Codes.
2. Give each student their code. There is one code for each student in your class.
3. **Never share codes on social media or another public forum. Instruct students to keep their code safe like they keep their passwords safe.**

Need Home Learning Tips?

Go to <https://web.seesaw.me/home-learning> for step-by-step instructions and lesson ideas.

How Do Students Use Their Home Learning Code?

1. Students go to <https://app.seesaw.me> on a computer. Or install the Seesaw Class App on an iOS or Android device.
2. Students tap "I'm a Student".
3. Students scan their code using Seesaw's built-in QR code reader or type in their text code to access their Seesaw account.

Sample Email Instructions for Students or Families

Students and families, we will be using Seesaw for home learning. Please sign in with your Home Learning code following the steps below:

1. Go to <https://web.seesaw.me> on a computer. Or install the Seesaw **Class** iOS or Android app.
2. Tap "I'm a Student".
3. Scan or type in your Home Learning code.
4. Post to your journal, respond to activities, and view class announcements.
5. Remember, this code is like a password. Keep it safe!

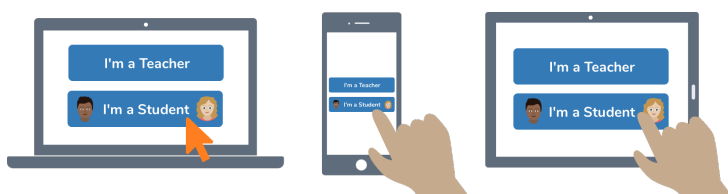


Aria Morgan's Home Learning Code


1. Go to <https://app.seesaw.me> on a computer. Or install the Seesaw Class App on an iOS or Android device.



2. Choose "I'm a Student".



3. Scan this code using Seesaw's built-in QR code scanner. Or type in these letters to access your Seesaw account: **RWA EREB DLHU**



Ask your teacher for a new code after June 22, 2020.

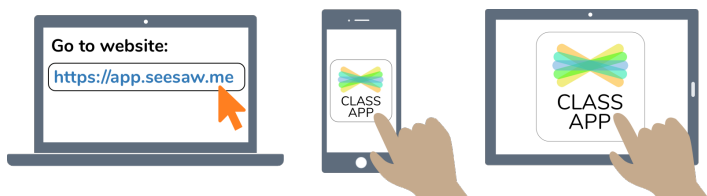
And remember, this code is like a password. Keep it safe!

Ver las instrucciones en español en: <https://web.seesaw.me/espanol>

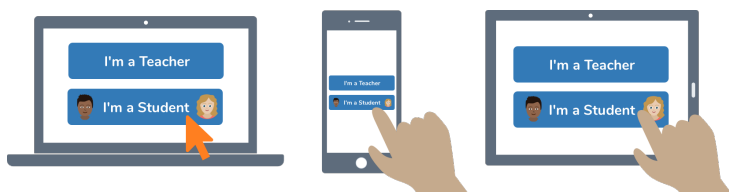


Ataahua Clary's Home Learning Code


1. Go to <https://app.seesaw.me> on a computer. Or install the Seesaw **Class App** on an iOS or Android device.



2. Choose "I'm a Student".



3. Scan this code using Seesaw's built-in QR code scanner. Or type in these letters to access your Seesaw account: **ICYL SEDO WPQW**



Ask your teacher for a new code after June 22, 2020.

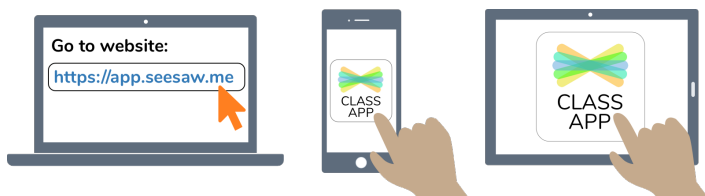
And remember, this code is like a password. Keep it safe!

Ver las instrucciones en español en: <https://web.seesaw.me/espanol>

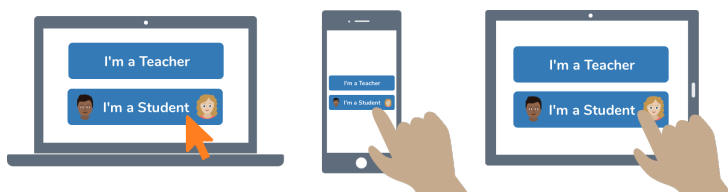


Avaaria Dobson's Home Learning Code



1. Go to <https://app.seesaw.me> on a computer. Or install the Seesaw **Class App** on an iOS or Android device.



2. Choose "I'm a Student".



3. Scan this code using Seesaw's built-in QR code scanner. Or type in these letters to access your Seesaw account: **CZRR DRTE VWRH**



Ask your teacher for a new code after June 22, 2020.

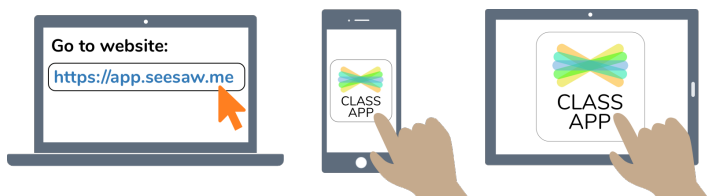
And remember, this code is like a password. Keep it safe!

Ver las instrucciones en español en: <https://web.seesaw.me/espanol>

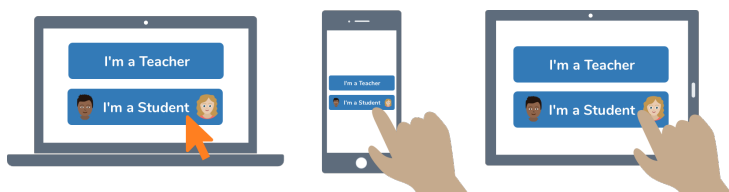


Bently Emery's Home Learning Code


1. Go to <https://app.seesaw.me> on a computer. Or install the Seesaw Class App on an iOS or Android device.



2. Choose "I'm a Student".



3. Scan this code using Seesaw's built-in QR code scanner. Or type in these letters to access your Seesaw account: **ESXK GUPD YMCP**



Ask your teacher for a new code after June 22, 2020.

And remember, this code is like a password. Keep it safe!

Ver las instrucciones en español en: <https://web.seesaw.me/espanol>

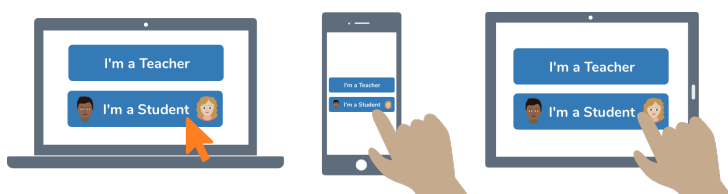


Billy Matenga's Home Learning Code


1. Go to <https://app.seesaw.me> on a computer. Or install the Seesaw Class App on an iOS or Android device.



2. Choose "I'm a Student".



3. Scan this code using Seesaw's built-in QR code scanner. Or type in these letters to access your Seesaw account: **NJBQ AQTQ EEXZ**



Ask your teacher for a new code after June 22, 2020.

And remember, this code is like a password. Keep it safe!

Ver las instrucciones en español en: <https://web.seesaw.me/espanol>

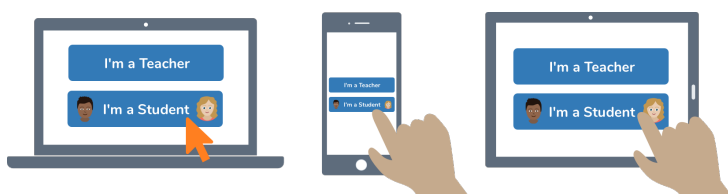


Hoani Preston's Home Learning Code

1. Go to <https://app.seesaw.me> on a computer. Or install the Seesaw **Class App** on an iOS or Android device.



2. Choose "I'm a Student".



3. Scan this code using Seesaw's built-in QR code scanner. Or type in these letters to access your Seesaw account: **LVUS NQUV VZBE**



Ask your teacher for a new code after June 22, 2020.

And remember, this code is like a password. Keep it safe!

Ver las instrucciones en español en: <https://web.seesaw.me/espanol>

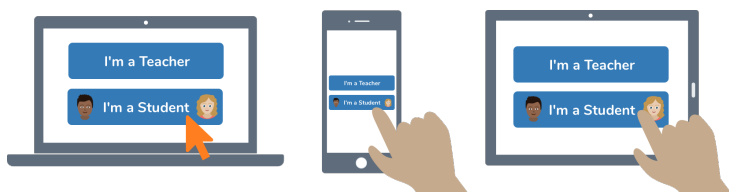


Jasher Kerapa's Home Learning Code

1. Go to <https://app.seesaw.me> on a computer. Or install the Seesaw **Class App** on an iOS or Android device.



2. Choose "I'm a Student".



3. Scan this code using Seesaw's built-in QR code scanner. Or type in these letters to access your Seesaw account: **VTRS YOJA FXME**



Ask your teacher for a new code after June 22, 2020.

And remember, this code is like a password. Keep it safe!

Ver las instrucciones en español en: <https://web.seesaw.me/espanol>

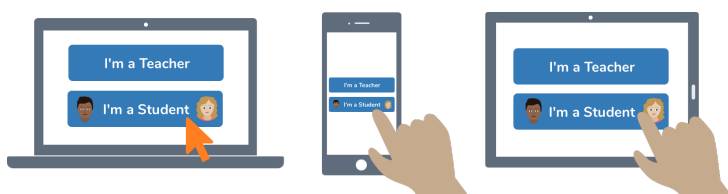


Kade Marra's Home Learning Code

1. Go to <https://app.seesaw.me> on a computer. Or install the Seesaw **Class App** on an iOS or Android device.



2. Choose "I'm a Student".



3. Scan this code using Seesaw's built-in QR code scanner. Or type in these letters to access your Seesaw account: **YEFP BQCU YTUT**



Ask your teacher for a new code after June 22, 2020.

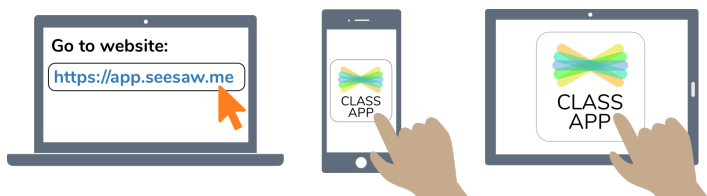
And remember, this code is like a password. Keep it safe!

Ver las instrucciones en español en: <https://web.seesaw.me/espanol>

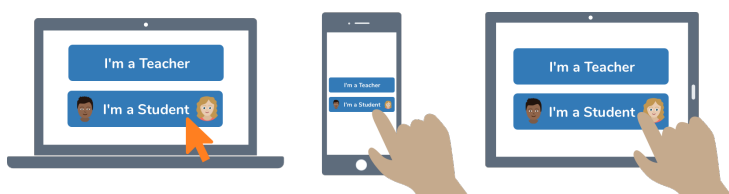


Kana Wilson's Home Learning Code

1. Go to <https://app.seesaw.me> on a computer. Or install the Seesaw **Class App** on an iOS or Android device.



2. Choose "I'm a Student".



3. Scan this code using Seesaw's built-in QR code scanner. Or type in these letters to access your Seesaw account: **RMGX AQWY BIFB**



Ask your teacher for a new code after June 22, 2020.

And remember, this code is like a password. Keep it safe!

Ver las instrucciones en español en: <https://web.seesaw.me/espanol>

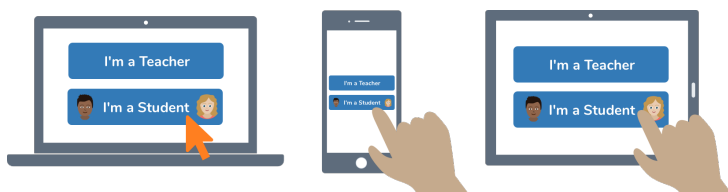


Ngataua Turner-Black's Home Learning Code


1. Go to <https://app.seesaw.me> on a computer. Or install the Seesaw **Class App** on an iOS or Android device.



2. Choose "I'm a Student".



3. Scan this code using Seesaw's built-in QR code scanner. Or type in these letters to access your Seesaw account: **OOOJ TFBC NEMO**



Ask your teacher for a new code after June 22, 2020.

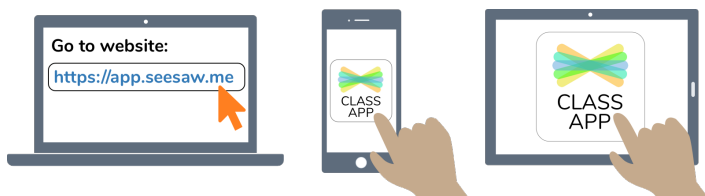
And remember, this code is like a password. Keep it safe!

Ver las instrucciones en español en: <https://web.seesaw.me/espanol>

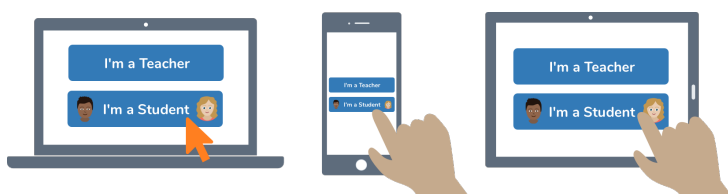


Nikau Briggs's Home Learning Code

1. Go to <https://app.seesaw.me> on a computer. Or install the Seesaw **Class App** on an iOS or Android device.



2. Choose "I'm a Student".



3. Scan this code using Seesaw's built-in QR code scanner. Or type in these letters to access your Seesaw account: **IGKT XCHO DXSY**



Ask your teacher for a new code after June 22, 2020.

And remember, this code is like a password. Keep it safe!

Ver las instrucciones en español en: <https://web.seesaw.me/espanol>

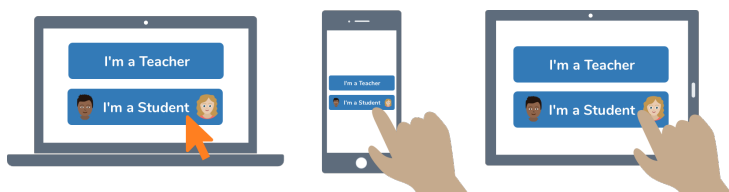


Oceanna Tuaupiki's Home Learning Code


1. Go to <https://app.seesaw.me> on a computer. Or install the Seesaw **Class App** on an iOS or Android device.



2. Choose "I'm a Student".



3. Scan this code using Seesaw's built-in QR code scanner. Or type in these letters to access your Seesaw account: **AWIG IFWS ZYSS**



Ask your teacher for a new code after June 22, 2020.

And remember, this code is like a password. Keep it safe!

Ver las instrucciones en español en: <https://web.seesaw.me/espanol>

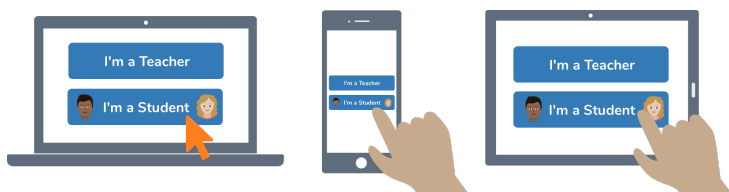


Pakigeorge Pokaia's Home Learning Code

1. Go to <https://app.seesaw.me> on a computer. Or install the Seesaw Class App on an iOS or Android device.



2. Choose "I'm a Student".



3. Scan this code using Seesaw's built-in QR code scanner. Or type in these letters to access your Seesaw account: **SHYX EGGY BBZO**



Ask your teacher for a new code after June 22, 2020.

And remember, this code is like a password. Keep it safe!

Ver las instrucciones en español en: <https://web.seesaw.me/espanol>

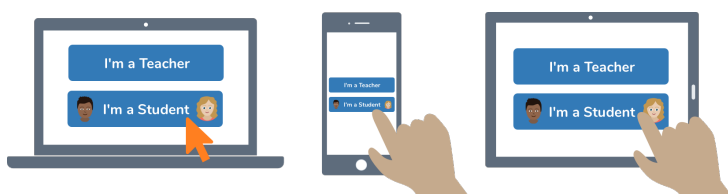


Serenity Mihinui-Thompson's Home Learning Code


1. Go to <https://app.seesaw.me> on a computer. Or install the Seesaw **Class App** on an iOS or Android device.



2. Choose "I'm a Student".



3. Scan this code using Seesaw's built-in QR code scanner. Or type in these letters to access your Seesaw account: **KRIY FUFH GCHT**



Ask your teacher for a new code after June 22, 2020.

And remember, this code is like a password. Keep it safe!

Ver las instrucciones en español en: <https://web.seesaw.me/espanol>




Sierra Marra's Home Learning Code

1. Go to <https://app.seesaw.me> on a computer. Or install the Seesaw **Class App** on an iOS or Android device.



2. Choose "I'm a Student".



3. Scan this code using Seesaw's built-in QR code scanner. Or type in these letters to access your Seesaw account: **CION NBCM NDPL**



Ask your teacher for a new code after June 22, 2020.

And remember, this code is like a password. Keep it safe!

Ver las instrucciones en español en: <https://web.seesaw.me/espanol>




Tahura Whare's Home Learning Code

1. Go to <https://app.seesaw.me> on a computer. Or install the Seesaw **Class App** on an iOS or Android device.



2. Choose "I'm a Student".



3. Scan this code using Seesaw's built-in QR code scanner. Or type in these letters to access your Seesaw account: **LDHB IEWH BUYX**



Ask your teacher for a new code after June 22, 2020.

And remember, this code is like a password. Keep it safe!

Ver las instrucciones en español en: <https://web.seesaw.me/espanol>

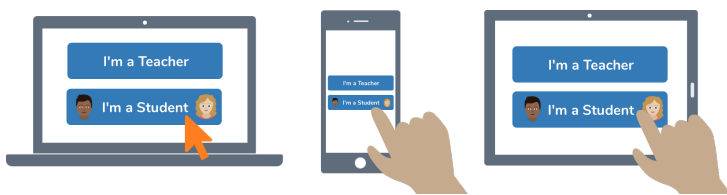


Taiaawhio Ngohe's Home Learning Code

1. Go to <https://app.seesaw.me> on a computer. Or install the Seesaw Class App on an iOS or Android device.



2. Choose "I'm a Student".



3. Scan this code using Seesaw's built-in QR code scanner. Or type in these letters to access your Seesaw account: **OADR YIFT NXIU**



Ask your teacher for a new code after June 22, 2020.

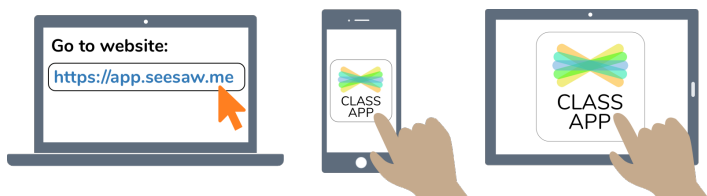
And remember, this code is like a password. Keep it safe!

Ver las instrucciones en español en: <https://web.seesaw.me/espanol>

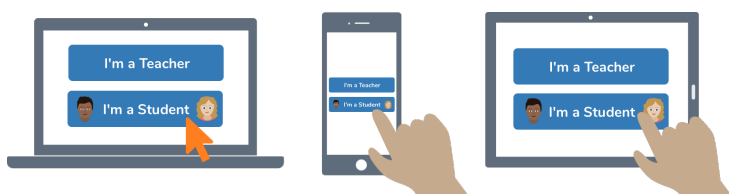


Te Ohomauri Te Rangi's Home Learning Code

1. Go to <https://app.seesaw.me> on a computer. Or install the Seesaw **Class App** on an iOS or Android device.



2. Choose "I'm a Student".



3. Scan this code using Seesaw's built-in QR code scanner. Or type in these letters to access your Seesaw account: **RXCJ LXRG NBPX**



Ask your teacher for a new code after June 22, 2020.

And remember, this code is like a password. Keep it safe!

Ver las instrucciones en español en: <https://web.seesaw.me/espanol>

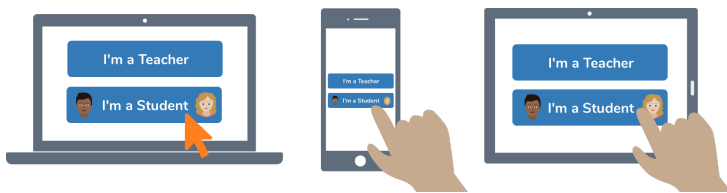


Tiger Wilson's Home Learning Code

1. Go to <https://app.seesaw.me> on a computer. Or install the Seesaw Class App on an iOS or Android device.



2. Choose "I'm a Student".



3. Scan this code using Seesaw's built-in QR code scanner. Or type in these letters to access your Seesaw account: **LQPL MGOW DMIY**



Ask your teacher for a new code after June 22, 2020.

And remember, this code is like a password. Keep it safe!

Ver las instrucciones en español en: <https://web.seesaw.me/espanol>

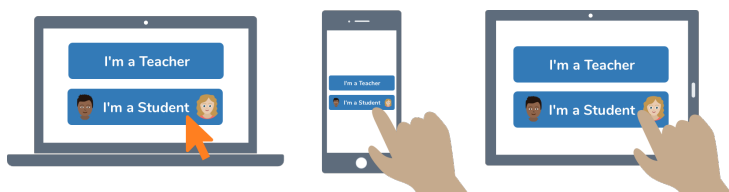


Vaiata Hemopo-Masters's Home Learning Code


1. Go to <https://app.seesaw.me> on a computer. Or install the Seesaw Class App on an iOS or Android device.



2. Choose "I'm a Student".



3. Scan this code using Seesaw's built-in QR code scanner. Or type in these letters to access your Seesaw account: **FVDL EYIC XWCA**



Ask your teacher for a new code after June 22, 2020.

And remember, this code is like a password. Keep it safe!

Ver las instrucciones en español en: <https://web.seesaw.me/espanol>