

Home Learning Student Sign In Codes

Kauri 5

Each student has a unique Home Learning Code to access Seesaw. When signing in with their Home Learning Code, students can post to their journal, respond to activities, and view class announcements. Students do not see the work of any other student in the class.

The codes expire after 90 days on **June 22, 2020**. You can generate new codes at any time.

Teacher Instructions

1. Print or download the Home Learning Codes.
2. Give each student their code. There is one code for each student in your class.
3. **Never share codes on social media or another public forum. Instruct students to keep their code safe like they keep their passwords safe.**

Need Home Learning Tips?

Go to <https://web.seesaw.me/home-learning> for step-by-step instructions and lesson ideas.

How Do Students Use Their Home Learning Code?

1. Students go to <https://app.seesaw.me> on a computer. Or install the Seesaw Class App on an iOS or Android device.
2. Students tap "I'm a Student".
3. Students scan their code using Seesaw's built-in QR code reader or type in their text code to access their Seesaw account.

Sample Email Instructions for Students or Families

Students and families, we will be using Seesaw for home learning. Please sign in with your Home Learning code following the steps below:

1. Go to <https://web.seesaw.me> on a computer. Or install the Seesaw **Class** iOS or Android app.
2. Tap "I'm a Student".
3. Scan or type in your Home Learning code.
4. Post to your journal, respond to activities, and view class announcements.
5. Remember, this code is like a password. Keep it safe!

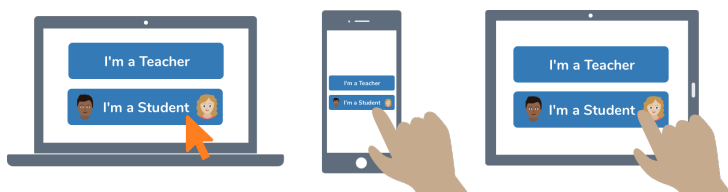


Andre Hopotoa's Home Learning Code

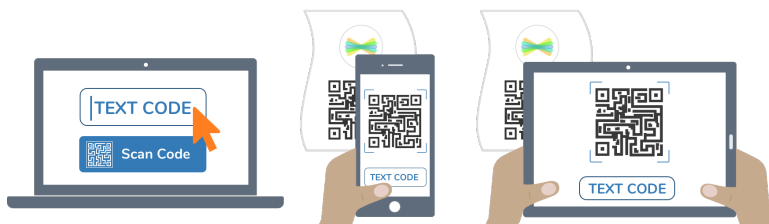
1. Go to <https://app.seesaw.me> on a computer. Or install the Seesaw **Class App** on an iOS or Android device.



2. Choose "I'm a Student".



3. Scan this code using Seesaw's built-in QR code scanner. Or type in these letters to access your Seesaw account: **BOMJ OVZD WKJT**



Ask your teacher for a new code after June 22, 2020.

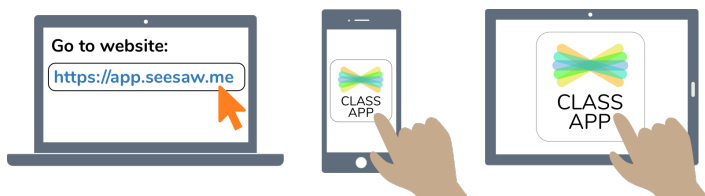
And remember, this code is like a password. Keep it safe!

Ver las instrucciones en español en: <https://web.seesaw.me/espanol>

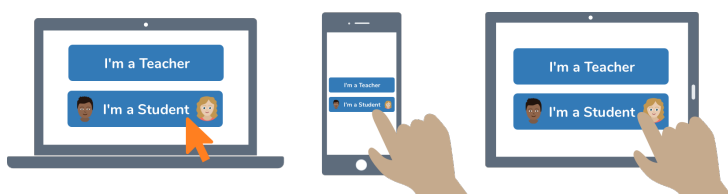


Anita Walker's Home Learning Code

1. Go to <https://app.seesaw.me> on a computer. Or install the Seesaw **Class App** on an iOS or Android device.



2. Choose "I'm a Student".



3. Scan this code using Seesaw's built-in QR code scanner. Or type in these letters to access your Seesaw account: **WUXG UIVO ALWW**



Ask your teacher for a new code after June 22, 2020.

And remember, this code is like a password. Keep it safe!

Ver las instrucciones en español en: <https://web.seesaw.me/espanol>

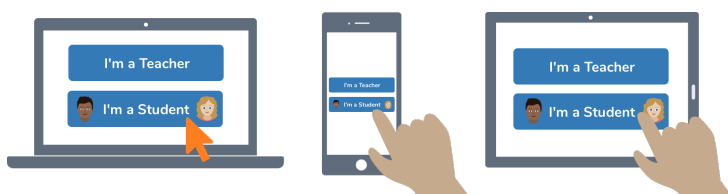


Apanui Watene's Home Learning Code

1. Go to <https://app.seesaw.me> on a computer. Or install the Seesaw Class App on an iOS or Android device.



2. Choose "I'm a Student".



3. Scan this code using Seesaw's built-in QR code scanner. Or type in these letters to access your Seesaw account: **JURU RDOW HYCL**



Ask your teacher for a new code after June 22, 2020.

And remember, this code is like a password. Keep it safe!

Ver las instrucciones en español en: <https://web.seesaw.me/espanol>

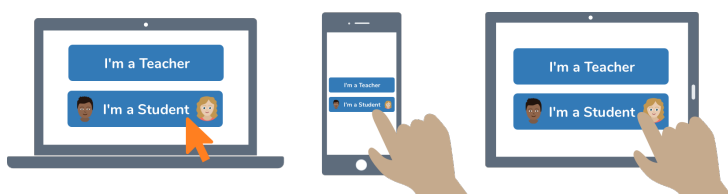


Archie Verry's Home Learning Code

1. Go to <https://app.seesaw.me> on a computer. Or install the Seesaw Class App on an iOS or Android device.



2. Choose "I'm a Student".



3. Scan this code using Seesaw's built-in QR code scanner. Or type in these letters to access your Seesaw account: **PWKB CYZU SZSW**



Ask your teacher for a new code after June 22, 2020.

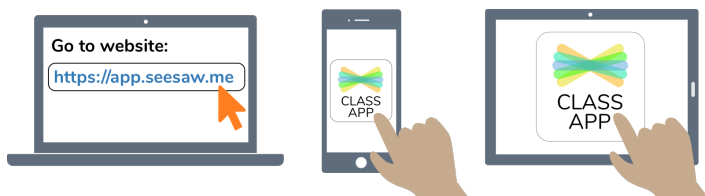
And remember, this code is like a password. Keep it safe!

Ver las instrucciones en español en: <https://web.seesaw.me/espanol>

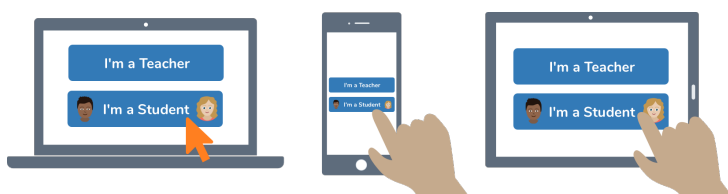


CJ Morgan's Home Learning Code

1. Go to <https://app.seesaw.me> on a computer. Or install the Seesaw Class App on an iOS or Android device.



2. Choose "I'm a Student".



3. Scan this code using Seesaw's built-in QR code scanner. Or type in these letters to access your Seesaw account: **SMPE DXQK VHMF**



Ask your teacher for a new code after June 22, 2020.

And remember, this code is like a password. Keep it safe!

Ver las instrucciones en español en: <https://web.seesaw.me/espanol>

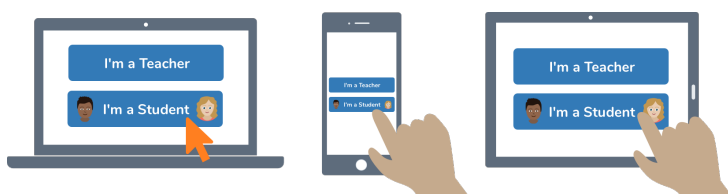


Destiny Mihinui-Thompson's Home Learning Code

1. Go to <https://app.seesaw.me> on a computer. Or install the Seesaw Class App on an iOS or Android device.



2. Choose "I'm a Student".



3. Scan this code using Seesaw's built-in QR code scanner. Or type in these letters to access your Seesaw account: **SVHY VOXM BWNF**



Ask your teacher for a new code after June 22, 2020.

And remember, this code is like a password. Keep it safe!

Ver las instrucciones en español en: <https://web.seesaw.me/espanol>

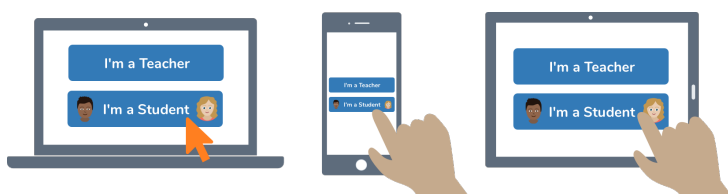


Hinetu Hamana's Home Learning Code


1. Go to <https://app.seesaw.me> on a computer. Or install the Seesaw **Class App** on an iOS or Android device.



2. Choose "I'm a Student".



3. Scan this code using Seesaw's built-in QR code scanner. Or type in these letters to access your Seesaw account: **FVMC ALML VBGH**



Ask your teacher for a new code after June 22, 2020.

And remember, this code is like a password. Keep it safe!

Ver las instrucciones en español en: <https://web.seesaw.me/espanol>

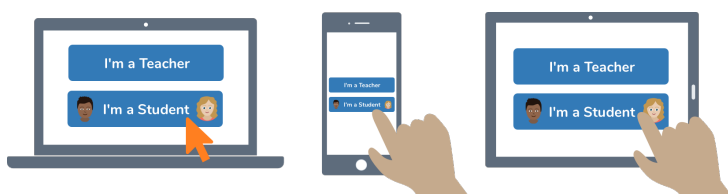


Honey Morgan's Home Learning Code


1. Go to <https://app.seesaw.me> on a computer. Or install the Seesaw Class App on an iOS or Android device.



2. Choose "I'm a Student".



3. Scan this code using Seesaw's built-in QR code scanner. Or type in these letters to access your Seesaw account: **GIFM RTKB TKKJ**



Ask your teacher for a new code after June 22, 2020.

And remember, this code is like a password. Keep it safe!

Ver las instrucciones en español en: <https://web.seesaw.me/espanol>

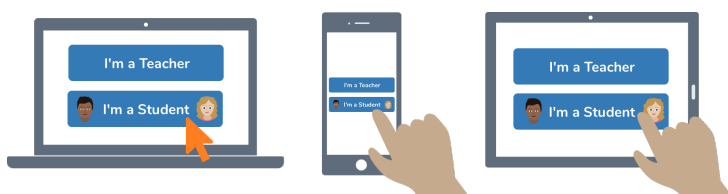


Jacob Walker's Home Learning Code

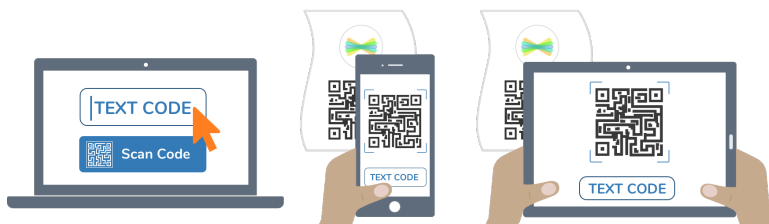
1. Go to <https://app.seesaw.me> on a computer. Or install the Seesaw Class App on an iOS or Android device.



2. Choose "I'm a Student".



3. Scan this code using Seesaw's built-in QR code scanner. Or type in these letters to access your Seesaw account: **NMYX QCXZ TFCK**



Ask your teacher for a new code after June 22, 2020.

And remember, this code is like a password. Keep it safe!

Ver las instrucciones en español en: <https://web.seesaw.me/espanol>

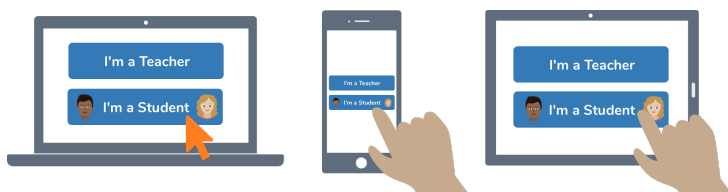


Jahvis Robb's Home Learning Code

1. Go to <https://app.seesaw.me> on a computer. Or install the Seesaw Class App on an iOS or Android device.



2. Choose "I'm a Student".



3. Scan this code using Seesaw's built-in QR code scanner. Or type in these letters to access your Seesaw account: **FYWI BARF AOYA**



Ask your teacher for a new code after June 22, 2020.

And remember, this code is like a password. Keep it safe!

Ver las instrucciones en español en: <https://web.seesaw.me/espanol>

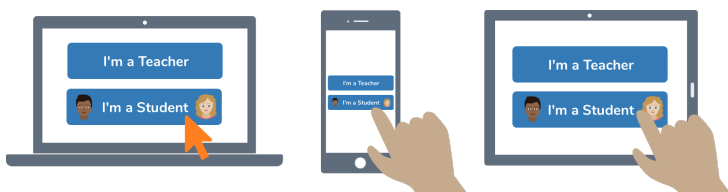


Kavarn Maihi-Tahu's Home Learning Code

1. Go to <https://app.seesaw.me> on a computer. Or install the Seesaw Class App on an iOS or Android device.



2. Choose "I'm a Student".



3. Scan this code using Seesaw's built-in QR code scanner. Or type in these letters to access your Seesaw account: **KJGB AXZJ ZKUA**



Ask your teacher for a new code after June 22, 2020.

And remember, this code is like a password. Keep it safe!

Ver las instrucciones en español en: <https://web.seesaw.me/espanol>

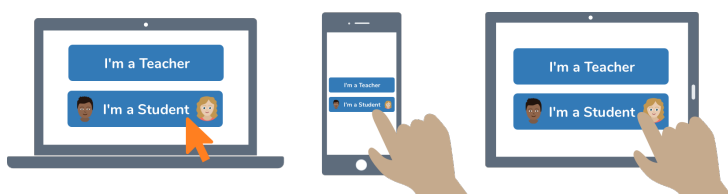


Keita Walters's Home Learning Code

1. Go to <https://app.seesaw.me> on a computer. Or install the Seesaw Class App on an iOS or Android device.



2. Choose "I'm a Student".



3. Scan this code using Seesaw's built-in QR code scanner. Or type in these letters to access your Seesaw account: **CCIM RJWO IRDR**



Ask your teacher for a new code after June 22, 2020.

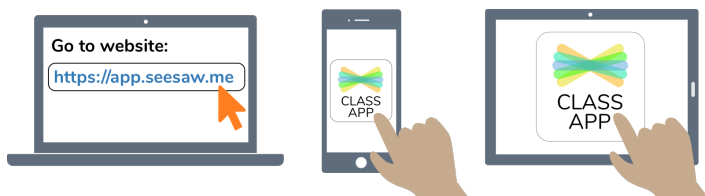
And remember, this code is like a password. Keep it safe!

Ver las instrucciones en español en: <https://web.seesaw.me/espanol>

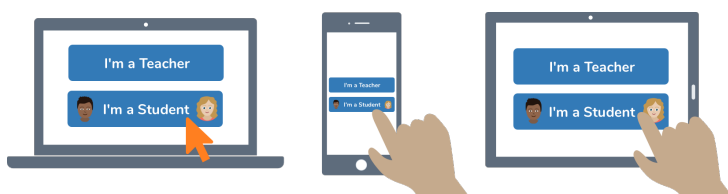


Kimiora Taniora's Home Learning Code

1. Go to <https://app.seesaw.me> on a computer. Or install the Seesaw Class App on an iOS or Android device.



2. Choose "I'm a Student".



3. Scan this code using Seesaw's built-in QR code scanner. Or type in these letters to access your Seesaw account: **EPRH DKYP VRZJ**



Ask your teacher for a new code after June 22, 2020.

And remember, this code is like a password. Keep it safe!

Ver las instrucciones en español en: <https://web.seesaw.me/espanol>

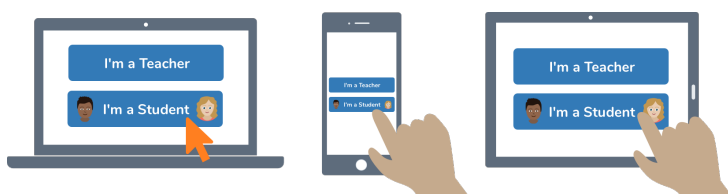


Liam Neal's Home Learning Code

1. Go to <https://app.seesaw.me> on a computer. Or install the Seesaw **Class App** on an iOS or Android device.



2. Choose "I'm a Student".



3. Scan this code using Seesaw's built-in QR code scanner. Or type in these letters to access your Seesaw account: **WSHG XAAJ PYFH**



Ask your teacher for a new code after June 22, 2020.

And remember, this code is like a password. Keep it safe!

Ver las instrucciones en español en: <https://web.seesaw.me/espanol>

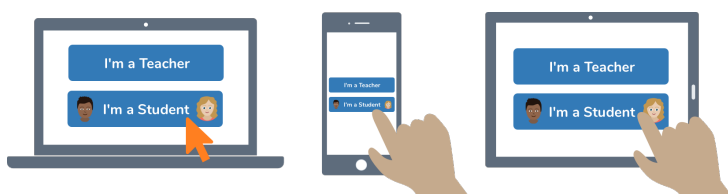


Nevaeh Minhinick's Home Learning Code

1. Go to <https://app.seesaw.me> on a computer. Or install the Seesaw **Class App** on an iOS or Android device.



2. Choose "I'm a Student".



3. Scan this code using Seesaw's built-in QR code scanner. Or type in these letters to access your Seesaw account: **XMMN GTYG NQPC**



Ask your teacher for a new code after June 22, 2020.

And remember, this code is like a password. Keep it safe!

Ver las instrucciones en español en: <https://web.seesaw.me/espanol>

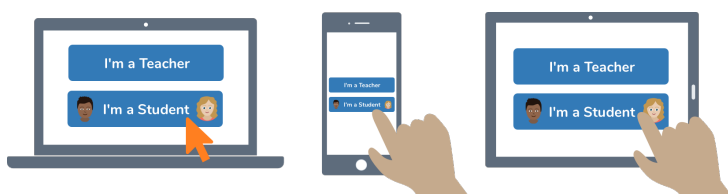


Ocean Tawha's Home Learning Code

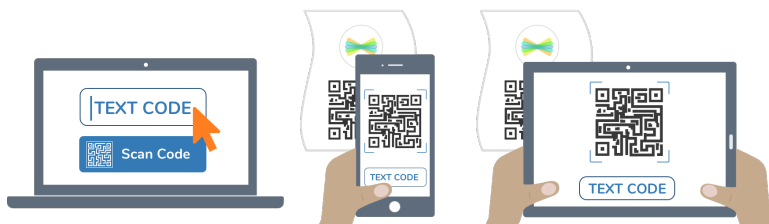
1. Go to <https://app.seesaw.me> on a computer. Or install the Seesaw **Class App** on an iOS or Android device.



2. Choose "I'm a Student".



3. Scan this code using Seesaw's built-in QR code scanner. Or type in these letters to access your Seesaw account: **NJXC DVNB LXQA**



Ask your teacher for a new code after June 22, 2020.

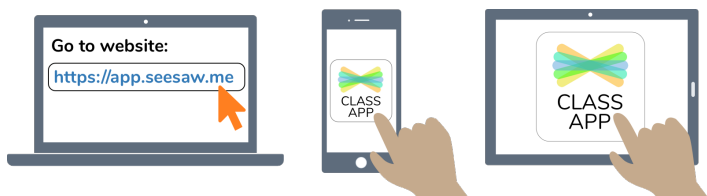
And remember, this code is like a password. Keep it safe!

Ver las instrucciones en español en: <https://web.seesaw.me/espanol>

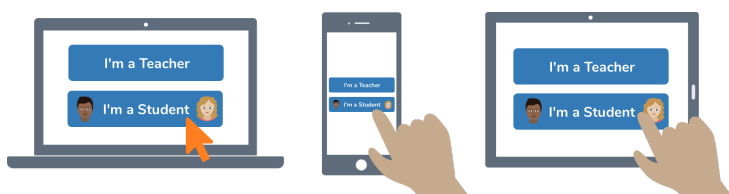


Rocky Wilson's Home Learning Code

1. Go to <https://app.seesaw.me> on a computer. Or install the Seesaw Class App on an iOS or Android device.



2. Choose "I'm a Student".



3. Scan this code using Seesaw's built-in QR code scanner. Or type in these letters to access your Seesaw account: **MVNN AFLF CFZZ**



Ask your teacher for a new code after June 22, 2020.

And remember, this code is like a password. Keep it safe!

Ver las instrucciones en español en: <https://web.seesaw.me/espanol>

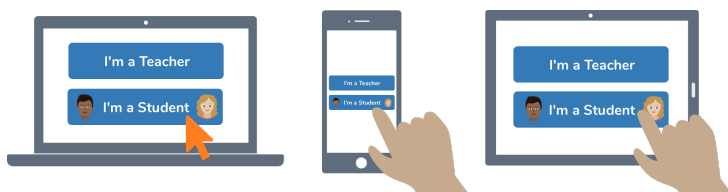


Rocky-J Tuwhangai's Home Learning Code

1. Go to <https://app.seesaw.me> on a computer. Or install the Seesaw Class App on an iOS or Android device.



2. Choose "I'm a Student".



3. Scan this code using Seesaw's built-in QR code scanner. Or type in these letters to access your Seesaw account: **EUNK TQHJ AHAT**



Ask your teacher for a new code after June 22, 2020.

And remember, this code is like a password. Keep it safe!

Ver las instrucciones en español en: <https://web.seesaw.me/espanol>




Ryder Whare's Home Learning Code

1. Go to <https://app.seesaw.me> on a computer. Or install the Seesaw **Class App** on an iOS or Android device.



2. Choose "I'm a Student".



3. Scan this code using Seesaw's built-in QR code scanner. Or type in these letters to access your Seesaw account: **BAJC COSP MOQF**



Ask your teacher for a new code after June 22, 2020.

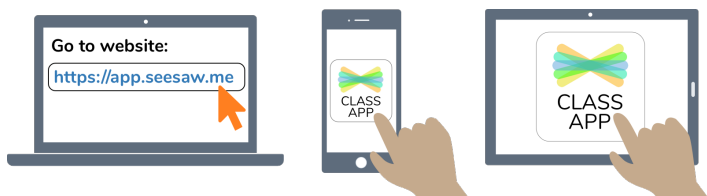
And remember, this code is like a password. Keep it safe!

Ver las instrucciones en español en: <https://web.seesaw.me/espanol>

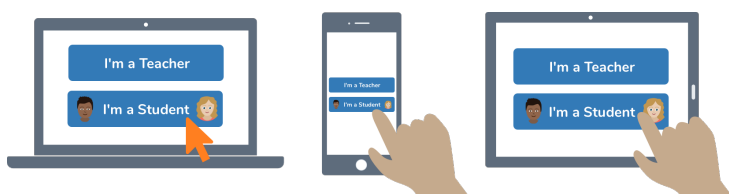


Steffan Preston's Home Learning Code

1. Go to <https://app.seesaw.me> on a computer. Or install the Seesaw **Class App** on an iOS or Android device.



2. Choose "I'm a Student".



3. Scan this code using Seesaw's built-in QR code scanner. Or type in these letters to access your Seesaw account: **YOZH ORMZ ALON**



Ask your teacher for a new code after June 22, 2020.

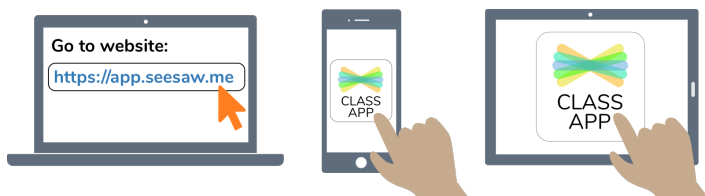
And remember, this code is like a password. Keep it safe!

Ver las instrucciones en español en: <https://web.seesaw.me/espanol>

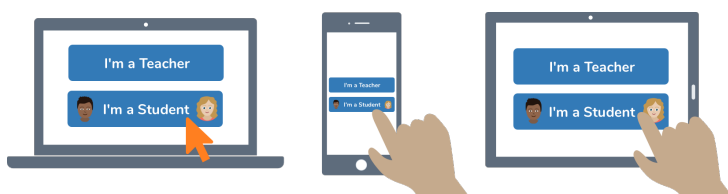


Takimoana Hei's Home Learning Code

1. Go to <https://app.seesaw.me> on a computer. Or install the Seesaw **Class App** on an iOS or Android device.



2. Choose "I'm a Student".



3. Scan this code using Seesaw's built-in QR code scanner. Or type in these letters to access your Seesaw account: **FFJM JXGX PGEF**



Ask your teacher for a new code after June 22, 2020.

And remember, this code is like a password. Keep it safe!

Ver las instrucciones en español en: <https://web.seesaw.me/espanol>

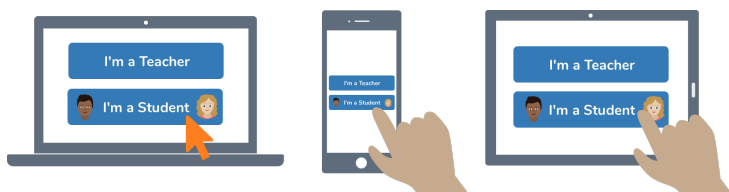


Te Arepa Brown's Home Learning Code


1. Go to <https://app.seesaw.me> on a computer. Or install the Seesaw Class App on an iOS or Android device.



2. Choose "I'm a Student".



3. Scan this code using Seesaw's built-in QR code scanner. Or type in these letters to access your Seesaw account: **WDNG CDGT ICLY**



Ask your teacher for a new code after June 22, 2020.

And remember, this code is like a password. Keep it safe!

Ver las instrucciones en español en: <https://web.seesaw.me/espanol>

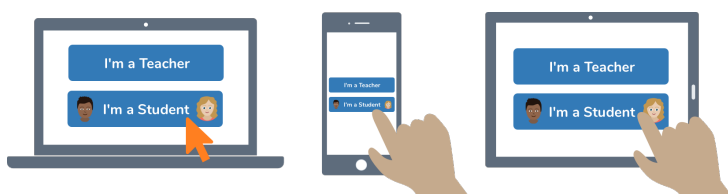


Te Miringa Roberts-Hapi's Home Learning Code

1. Go to <https://app.seesaw.me> on a computer. Or install the Seesaw Class App on an iOS or Android device.



2. Choose "I'm a Student".



3. Scan this code using Seesaw's built-in QR code scanner. Or type in these letters to access your Seesaw account: **AFXJ UDGK BYSN**



Ask your teacher for a new code after June 22, 2020.

And remember, this code is like a password. Keep it safe!

Ver las instrucciones en español en: <https://web.seesaw.me/espanol>

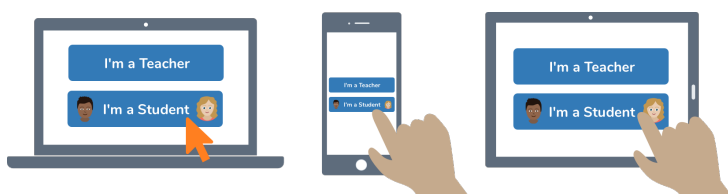


TeRiri Wilson's Home Learning Code


1. Go to <https://app.seesaw.me> on a computer. Or install the Seesaw **Class App** on an iOS or Android device.



2. Choose "I'm a Student".



3. Scan this code using Seesaw's built-in QR code scanner. Or type in these letters to access your Seesaw account: **NPTO SASU JSKW**



Ask your teacher for a new code after June 22, 2020.

And remember, this code is like a password. Keep it safe!

Ver las instrucciones en español en: <https://web.seesaw.me/espanol>

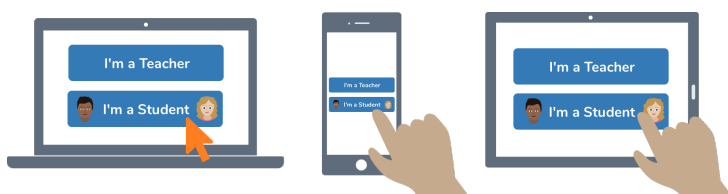


Temaikohaa Waitere's Home Learning Code

1. Go to <https://app.seesaw.me> on a computer. Or install the Seesaw **Class App** on an iOS or Android device.



2. Choose "I'm a Student".



3. Scan this code using Seesaw's built-in QR code scanner. Or type in these letters to access your Seesaw account: **TDHE MSHW XLBS**



Ask your teacher for a new code after June 22, 2020.

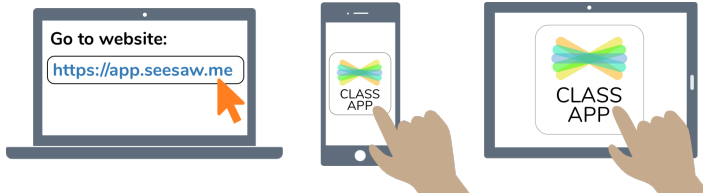
And remember, this code is like a password. Keep it safe!

Ver las instrucciones en español en: <https://web.seesaw.me/espanol>




Waikato Tawha-Pio's Home Learning Code

1. Go to <https://app.seesaw.me> on a computer. Or install the Seesaw **Class App** on an iOS or Android device.



2. Choose "I'm a Student".



3. Scan this code using Seesaw's built-in QR code scanner. Or type in these letters to access your Seesaw account: **LQSM XPTV GOZD**



Ask your teacher for a new code after June 22, 2020.

And remember, this code is like a password. Keep it safe!

Ver las instrucciones en español en: <https://web.seesaw.me/espanol>

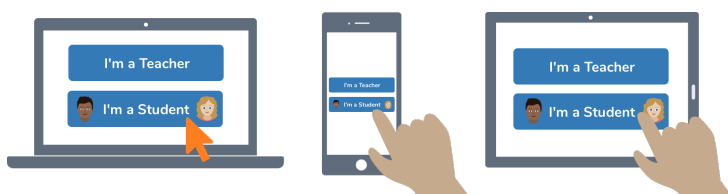


Waitekauri Hannon-Tahuri's Home Learning Code

1. Go to <https://app.seesaw.me> on a computer. Or install the Seesaw **Class App** on an iOS or Android device.



2. Choose "I'm a Student".



3. Scan this code using Seesaw's built-in QR code scanner. Or type in these letters to access your Seesaw account: **YNET EWPU UIIZ**



Ask your teacher for a new code after June 22, 2020.

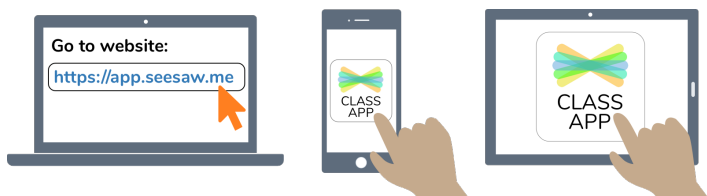
And remember, this code is like a password. Keep it safe!

Ver las instrucciones en español en: <https://web.seesaw.me/espanol>

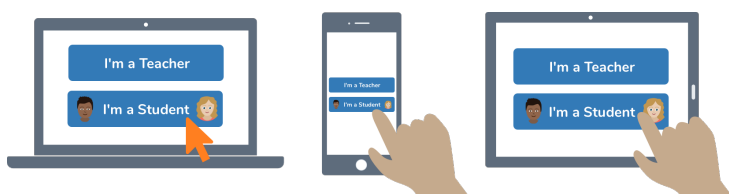


Westley Wilson's Home Learning Code

1. Go to <https://app.seesaw.me> on a computer. Or install the Seesaw **Class App** on an iOS or Android device.



2. Choose "I'm a Student".



3. Scan this code using Seesaw's built-in QR code scanner. Or type in these letters to access your Seesaw account: **WFVJ IBTB YCYV**



Ask your teacher for a new code after June 22, 2020.

And remember, this code is like a password. Keep it safe!

Ver las instrucciones en español en: <https://web.seesaw.me/espanol>

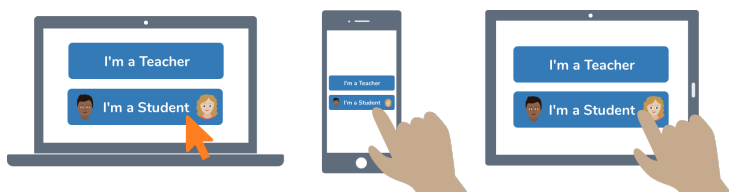


Zeina Maulio's Home Learning Code


1. Go to <https://app.seesaw.me> on a computer. Or install the Seesaw **Class App** on an iOS or Android device.



2. Choose "I'm a Student".



3. Scan this code using Seesaw's built-in QR code scanner. Or type in these letters to access your Seesaw account: **WFTM QGNA AHSY**



Ask your teacher for a new code after June 22, 2020.

And remember, this code is like a password. Keep it safe!

Ver las instrucciones en español en: <https://web.seesaw.me/espanol>